

# Kollmorgen Linear Positioners EC1

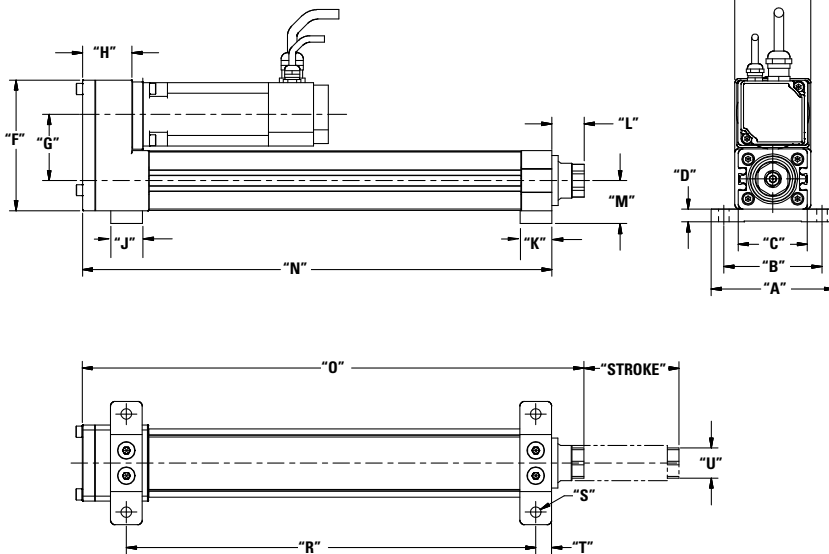
## Electric Cylinder Servo Systems



### Benefits

- Plug-and-play system with integrated AKM servo or CT stepper motor and mating Kollmorgen drive will satisfy nearly any application in this thrust/stroke range
- EC1 series electric cylinders offer a limited degree of flexibility optimizing solutions, reducing cost and minimizing cylinder size - 33% smaller than comparable N2; 44% smaller than comparable EC-2
- EC1 fills the price/performance gap between EC2 and our Thomson linear actuators
- Compact and cost-effective design for higher conversion rate from pneumatics

### MS2 Mount (Side Lugs)\*



Metric Dimensions ISO 6431 Std

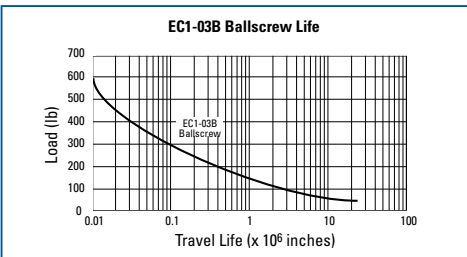
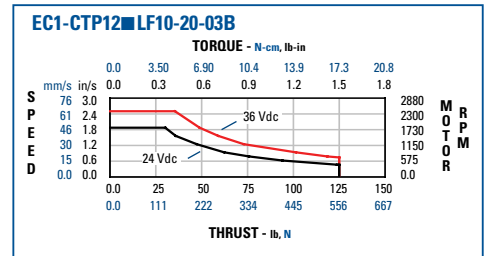
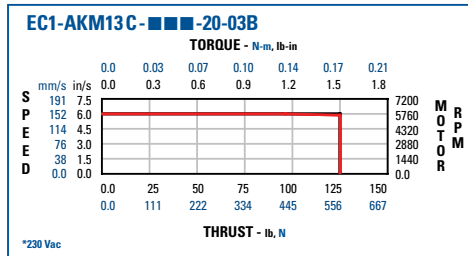
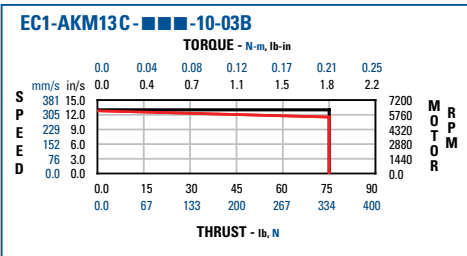
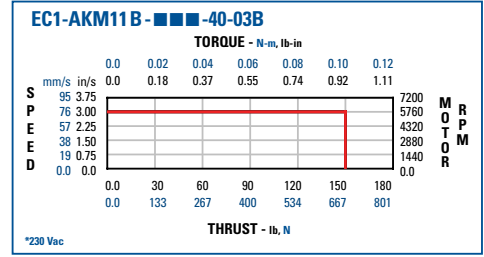
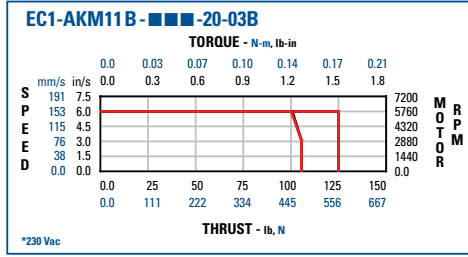
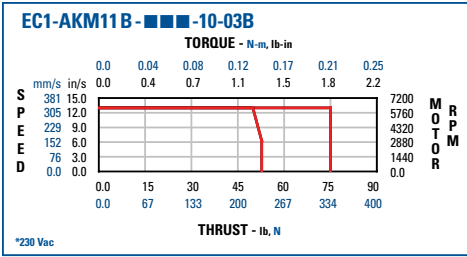
	A mm (in)	B mm (in)	C mm (in)	D mm (in)	E mm (in)	F mm (in)	G mm (in)	H mm (in)	J mm (in)	K mm (in)
EC1	78.0 (3.07)	62.0 (2.44)	43.7 (1.72)	8.0 (0.31)	48.0 (1.89)	82.6 (3.25)	41.8 (1.65)	31.3 (1.23)	20.0 (0.79)	20.0 (0.79)

	L mm (in)	M mm (in)	N Cyl Length mm (in)	O Retract length mm (in)	R mm (in)	S mm (in)	T mm (in)	U mm (in)
EC1	20.5 (0.81)	27.1 (1.06)	96.5 + S (3.80 + S)	117.0 + S (4.60 + S)	58.6 + S (2.30 + S)	6.6 (0.26)	10.0 (0.39)	22.2 (0.88)

Series	EC1
Std. Maximum Stroke Length (mm)	200
Type of Screw	ball
Lead [in/rev]	0.125
Nom. Lead Screw Diameter [in]	0.375
Backlash [in (mm)]	0.015 (0.38)
Dimension Std.	Metric ISO 6431 Std.
Bore size (mm)	30
Brushless Servomotor	AKM11, NEMA 17
Max. Thrust [lb (N)]	150 (670)
Max. Velocity [in/sec (m/s)]	13 (0.305)
Max. Rated Duty Cycle (load, speed dependent) [%]	100
Limit Switches	optional
Std. Operating Temperature Range [C (F)]	-30 to 70 (-22 to 158)
Moisture / Contaminants	Humid but not direct contact

\* Other mounting options include: MF1 (Front Flange), MT1 (Front Flange - Inline Version), MP2/MP3 (Clevis Mount), MS6 (Side Tapped Holes). See Linear Positioners Catalog online for more details.

# Force Speed Curves



**Legend** — 230 Vac S200 1.5 /4.5 A  
— 115 Vac S200 1.5 /4.5 A  
Not applicable to CTP Stepper

\*230 Vac system limits are equivalent to 115 Vac system.

For information regarding other EC1-CT stepper motor systems see the full line Kollmorgen Linear Positioners / Electric Cylinders Catalog online.

## Typical Construction (EC1 Cutaway Shown)

