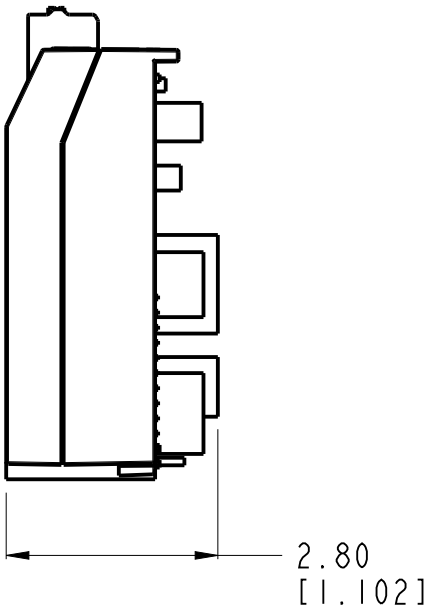
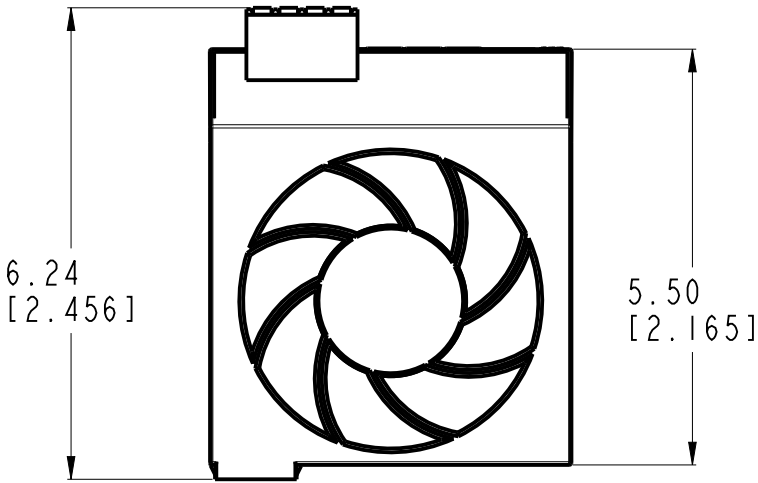

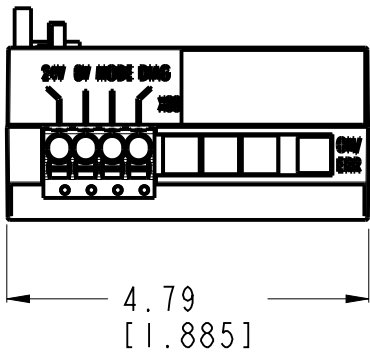


REVISION HISTORY

REV	ECO NUMBER	DESCRIPTION	DATE	APP'D



This drawing contains PROPRIETARY information and is the property of KOLLMORGEN. This drawing may not be copied or used without prior written approval of KOLLMORGEN

INTERPRET GEOMETRIC SYMBOLS
PER ASME Y14.5-2009

Pro/E Model File Rev	-
Pro/E Instance Name	AKT2G-AC-FAN-001
Pro/E Drawing Name	AKT2G-AC-FAN-001
Pro/E Model Type	ASSEM

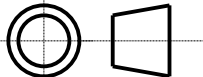
Pro/Engineer Drawing

UNLESS OTHERWISE SPECIFIED:
DIMENSIONS APPLY BEFORE COATINGS
REMOVE ALL SHARP BURRS AND BREAK ALL SHARP EDGES

MILLIMETER VALUES:
ANGULAR TOLERANCE: $\pm 1^\circ$
X DEC. PLACE: $\pm .4\text{mm}$
XX DEC. PLACE: $\pm .13\text{mm}$

[INCH] VALUES:
ANGULAR TOLERANCE: $\pm 1^\circ$
XX DEC. PLACE: $\pm .015"$
XXX DEC. PLACE: $\pm .005"$

THIRD ANGLE PROJECTION



DO NOT SCALE DRAWING
USE DIMENSIONS ONLY
ALL DIMENSIONS ARE MM [INCH]
INCH DIMENSIONS IN
BRACKETS [] ARE FOR
REFERENCE ONLY

DRAWN BY:	DATE:
L&T	May-20-21
CHECKED BY:	DATE:
AJN	May-20-21
APPROVED BY:	DATE:
AJN	May-20-21

KOLLMORGEN

Design Control Location:
201 West Rock Road
Radford, Virginia 24141
United States of America

FAN CARTRIDGE

SIZE	CAGE CODE	DWG. NO.	REV
B	-	AKT2G-AC-FAN-001	-
SCALE: 1:1		SHEET 1 OF 1	

MILLIMETERS