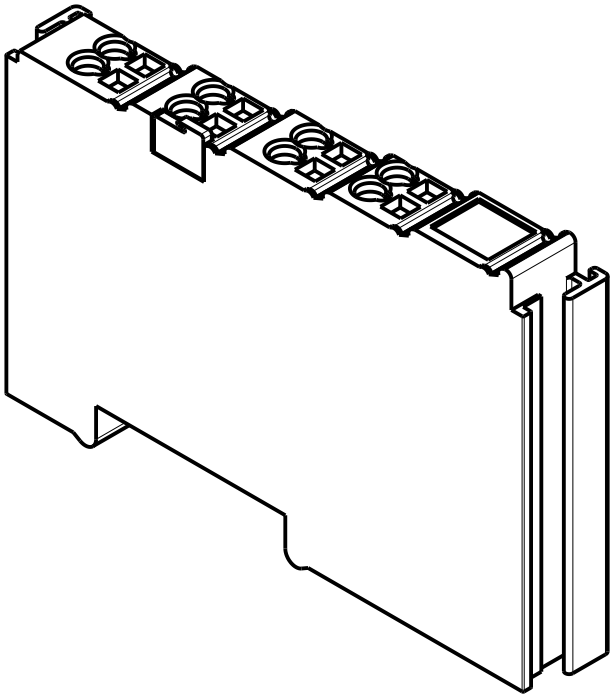
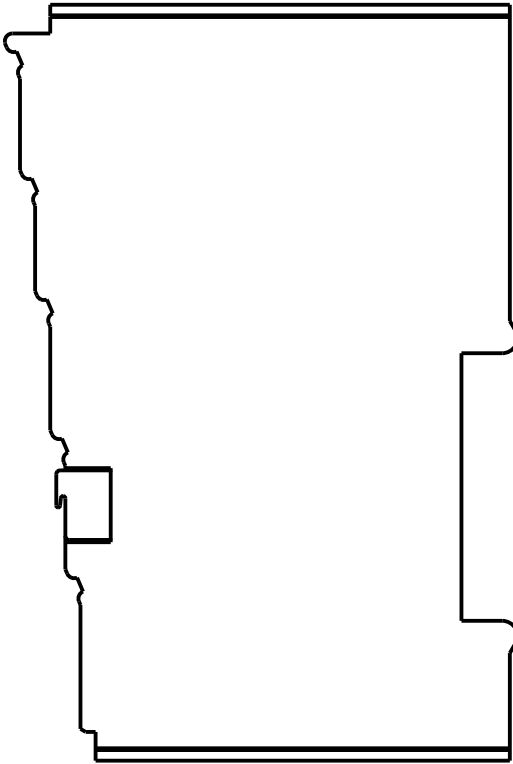
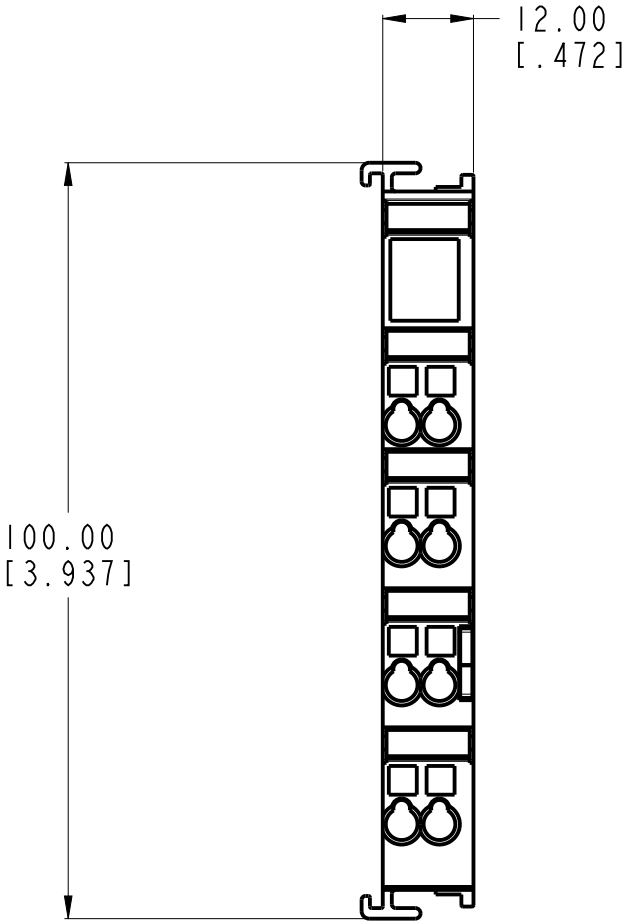


REVISION HISTORY				
REV	ECO NUMBER	DESCRIPTION	DATE	APP'D



This drawing contains PROPRIETARY information and is the property of KOLLMORGEN. This drawing may not be copied or used without prior written approval of KOLLMORGEN	
INTERPRET GEOMETRIC SYMBOLS PER ASME Y14.5-2009	
Pro/E Model File Rev	-
Pro/E Instance Name	AKT2G-BRC-000-000
Pro/E Drawing Name	AKT2G-BRC-000-000
Pro/E Model Type	PART
Pro/Engineer Drawing	

MILLIMETERS

		UNLESS OTHERWISE SPECIFIED: DIMENSIONS APPLY BEFORE COATINGS REMOVE ALL SHARP BURRS AND BREAK ALL SHARP EDGES				<b>KOLLMORGEN</b> <small>Design Control Location: 201 West Rock Road Radford, Virginia 24141 United States of America</small>			
▼	SIGNIFICANT PRODUCT CHARACTERISTIC	MILLIMETER VALUES: ANGULAR TOLERANCE: ±1° X DEC. PLACE: ±.4mm XX DEC. PLACE: ±.13mm		[INCH] VALUES: ANGULAR TOLERANCE: ±1° XX DEC. PLACE: ±.015" XXX DEC. PLACE: ±.005"		BRAKE CHOPPER TERMINAL, NEEDED WHEN MULTIPLE STEPPER MODULES (MOTION TERMINALS) USED			
◆	CRITICAL PRODUCT CHARACTERISTIC	DO NOT SCALE DRAWING USE DIMENSIONS ONLY ALL DIMENSIONS ARE MM [INCH] INCH DIMENSIONS IN BRACKETS [ ] ARE FOR REFERENCE ONLY		DRAWN BY: L&T	DATE: May-19-21	SIZE B	CAGE CODE -	DWG. NO. AKT2G-BRC-000-000	REV -
THIRD ANGLE PROJECTION 				CHECKED BY: AJN	DATE: May-19-21	SCALE: 1:1		SHEET 1 OF 1	
				APPROVED BY: AJN	DATE: May-19-21				