



Specifications

S6961/2
Smart Drive

Step Motor Systems

Input Power

105-132 VAC single phase, 50/60 Hz
S6961: 500 VA Max @ 6 amp setting
S6962: 500 VA max @ 6 amp setting

Motor Output

Current
Voltage

0.1 to 6 amp in 0.1 amp increments
160 VDC motor bus voltage

Motor Compatibility

Type

2 phase, hybrid permanent magnet,
1.8° full step

Inductance

2 mH to 60 mH per phase

Motion

Position Range

±2,147,483,647 steps; absolute position
and incremental

Velocity Range

0 to 50 rev/sec (0-3000 rpm)

OPTO Compatible I/O

8 positions support OPTO-22 (G4) digital,
Grayhill (G5) analog and temperature
modules

Inputs

8 programmable,
End-of-Travel Limits, Home

24 VDC max, optically isolated
internally pulled up to 12 VDC.
Disconnect jumper to 12 VDC supply,
& connect pull up to +24 VDC to
make I/O 24 VDC

Incremental Encoder

Optically isolated, differential 5 VDC,
2 MHz max (post-quadrature); 5 VDC,
200 mA available total to power encoder

Outputs

8 Programmable

Open collector, 24 VDC max,
optically isolated, internally pulled up
to 12 VDC, sink current of 100 mA max.
Disconnect jumper to 12 VDC supply,
and connect pull up to +24 VDC to make
I/O 24 VDC

Amplifier

Same amplifier specs as the S6002;
see page G-21 for more information.

Environmental

Operating Temperature

Thermal shutdown occurs if heatsink
temperature exceeds 65°C

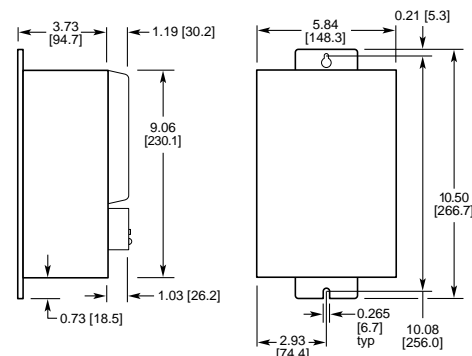
Humidity

0% to 90% non-condensing

Mounting Dimensions

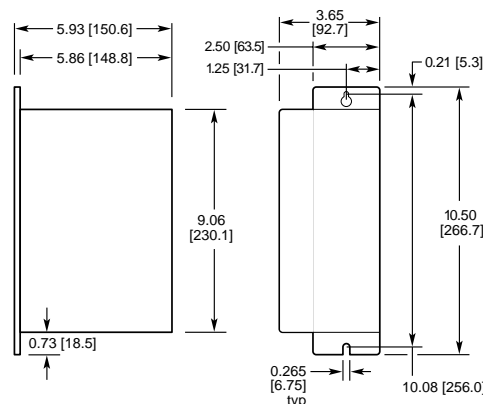
(S6961 and S6962)

Minimum Depth Mounting in [mm]



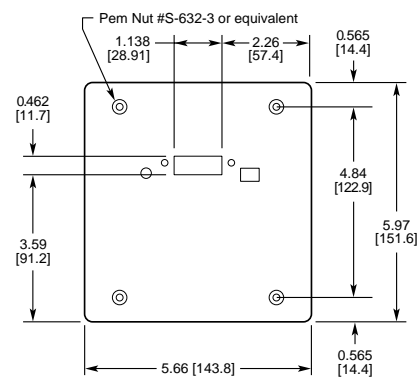
Minimum Width Mounting in [mm]

(Front panel and opto modules removed)



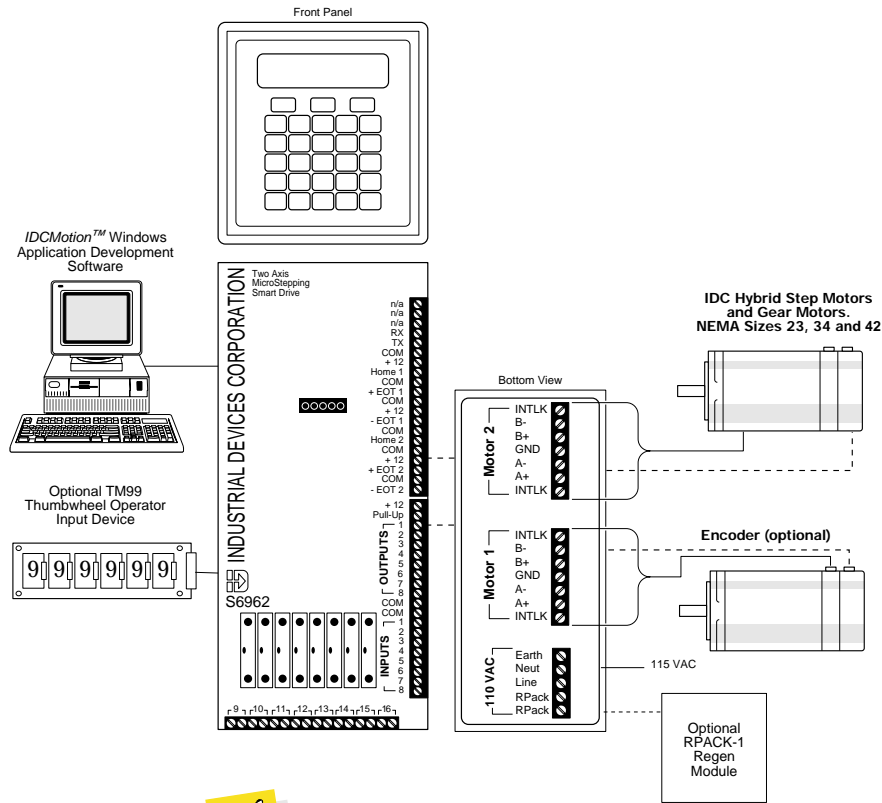
Remote Mounting Front

Panel (Rear View) in [mm]





Operation



How To Order

Model	Description	Code	I/O Module Description	Option	Description
		1 2 3 4 5 6 7 8	Position		
S6961	1-axis unit, with front panel	A	DC/AC In, 10-32 VDC, 12-32 VAC	-FK1	Fan Kit When exceeding 6 amps total current setting (sum of axis 1 and axis 2 current setting). See page G-37.
S6962	2-axis unit, with front panel	B	DC In, TTL		
S6961NP	1-axis unit, no front panel	C	DC In, 35-60 VDC		
S6962NP	2-axis unit, no front panel	D	AC In, 90-140 VAC		
		E	AC In, 180-240 VAC		
		F	DC Out, 5-60 VDC, 3 Amps		
		G	AC Out, 12-140 VAC, 3 Amps	-30K	30K user program memory
		H	AC Out, 24-280 VAC, 3 Amps		
		I	Input test switch		
		J	Analog In, 0-10 VDC		
		K	Analog In, 4-20 mA		
		L	Analog Out, 0-10 VDC		
		M	Analog Out, 4-20 mA		
		N	J Thermocouple In, 0-700°C		
		O	K Thermocouple In, -100-924°C		
		P	RTD In, 100 Ohm		
		X	Empty		
Accessories					
TM99			Thumbwheel input module. See page G-46.		
RPACK-1, 115 VAC Operation			External regenerative power dissipation module. See page G-43.		



To confirm your selection, review the checklist on page G-6.

